

Prepared Date: Saturday, February 11, 2017

### برگه حقایق

راپور هذا نشان دهنده وضعیت فعلی ساحات ملوث با خطر ماینها و مهمات منفلق ناشده در جریان جنگهای متمادی در افغانستان است. همچنان دست آورد های پروگرام را از ماه اپریل ۲۰۱۶ الی ختم ماه جنوری ۲۰۱۷ انعکاس میدهد.

### Fact Sheet Report

This report represents the hazard situation due to landmine and ERW contamination resulting from the war in Afghanistan. It also highlights the program's achievement from start of April 2016 to end of January 2017.

**Table 01: Status of Cleared & remaining Impacted Communities as of (January 2017)**

تعداد قریه جات متاثر و تعداد قریه جات که در سال و ماه جاری عاری از خطرات ماین و مهمات منفجر نشده گردیده اند

| Region<br>زون           | Cleared in Current month<br>قریه جات که در ماه<br>فعلی پاکسازی گردیده | Cleared in 1395<br>قریه جات که<br>در ۱۳۹۵ پاکسازی گردیده | Current affected<br>communities<br>قریه جات متاثره<br>فعلی |
|-------------------------|---|--|--|
| Central<br>مرکز         | 0   | 57   | 434  |
| East<br>شرق             | 0   | 8  | 87   |
| North<br>شمال           | 0   | 9  | 141  |
| North East<br>شمال شرق  | 2   | 21   | 308  |
| South<br>جنوب           | 0   | 5  | 218  |
| South East<br>جنوب شرق  | 1   | 3  | 263  |
| West<br>غرب             | 0   | 1  | 76   |
| <b>Total<br/>مجموعه</b> | <b>3</b>  | <b>104</b>   | <b>1,527</b>   |

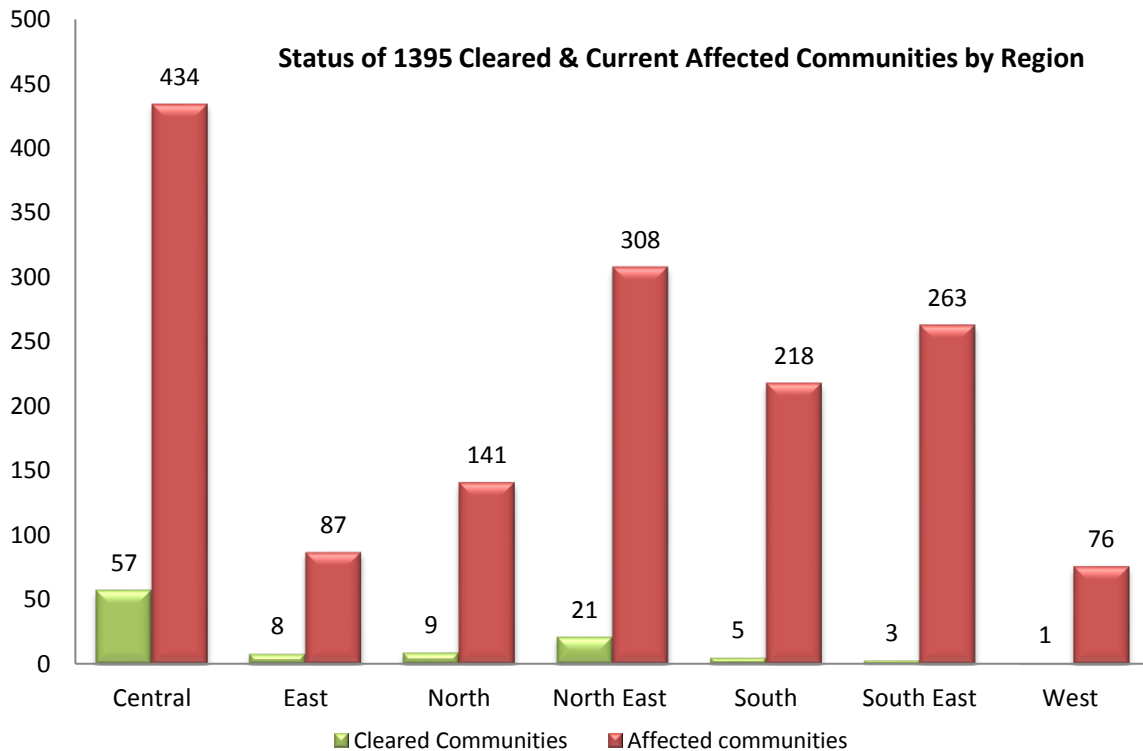


Table 02: Current status of recorded Hazardous area

وضعیت فعلی ساحات ثبت شده ملوث به

خطر

| Hazard Type<br>نوعیت ساحه | No of Hazards<br>تعداد ساحات خطر | Reported Hazardous Area (Sqm)<br>مساحت ثبت شده | Partial Clearance<br>پاکسازی قسمی | Remaining Hazardous Area (Sqm)<br>مساحت باقی مانده فعلی |
|---------------------------|----------------------------------|--|-----------------------------------|---|
| Minefield                 | 3,635                            | 518,004,438                                    | 15,825,985                        | 502,178,453   |
| Battlefield               | 318                              | 96,195,591                                     | 4,180,026                         | 92,015,565  |
| Firing Range              | 59                               | 904,805,168                                    | 781,946,720                       | 122,858,448   |
| <b>Total مجموعه</b>       | <b>4,012</b>                     | <b>1,519,005,197<sup>1</sup></b>               | <b>801,952,731</b>                | <b>717,052,466</b>                                      |

Current status of recorded Hazardous area

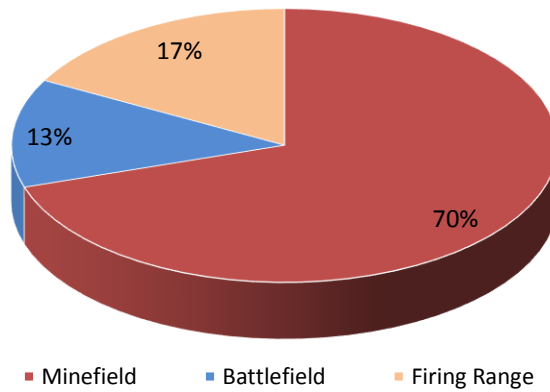
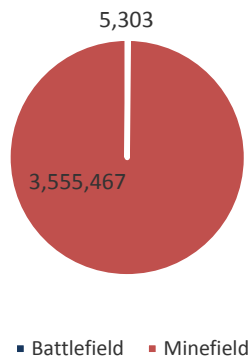


Table 03: Hazards have been cancelled

ساحات حذف شده

| Hazard Type<br>نوعیت ساحه | No of hazard<br>تعداد ساحات خطر | Area (SQM)<br>مساحت به مترمربع |
|---------------------------|---------------------------------|--------------------------------|
| Battlefield               | 1                               | 5,303                          |
| Minefield                 | 37                              | 3,555,467                      |
| <b>Total مجموعه</b>       | <b>38<sup>2</sup></b>           | <b>3,560,770</b>               |

Hazards have been cancelled



<sup>1</sup> For more details please refer to the "Current active Hazards MF BF FR by District Jan 2017"

<sup>2</sup> Please check the "List of Cancelled Hazards 1395" for details

## Clearance Achievements (April 2016 to Jan 2017) Table (04 to 07)

Table 04: Minefield Area clearance ساحات ملوث با ماین که پاکسازی گردیده است

| Region زون          | #of Hazards (Work on + closed) تعداد ساحات | Hazard area completed (Sq.m) مساحت پاکسازی گردیده (Sq.m) | Area Released (Cleared + Ongoing): مساحت (Sq.m) |
|---------------------|--|--|---|
| Central مرکز        | 235  | 8,936,961  | 11,680,656                                      |
| East شرق            | 64   | 3,036,291  | 1,788,333                                       |
| North شمال          | 63   | 3,632,606  | 2,923,669                                       |
| North East شمالشرق  | 162  | 4,525,176  | 7,230,818                                       |
| South جنوب          | 34   | 5,286,267  | 6,851,418                                       |
| South East جنوب شرق | 55   | 1,392,736  | 3,047,529                                       |
| West غرب            | 37   | 3,003,000  | 3,257,663                                       |
| <b>Total مجموعه</b> | <b>650</b>                                 | <b>29,813,037<sup>3</sup></b>                            | <b>36,780,086<sup>4</sup></b>                   |

### Minefield Area clearance

■ Central ■ East ■ North ■ North East ■ South ■ South East ■ West

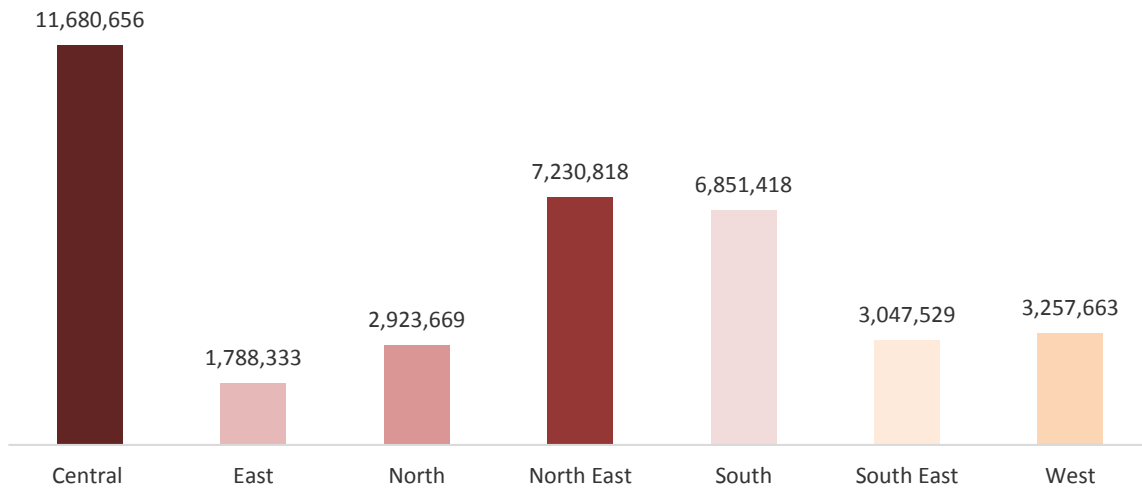


Table 05: Battlefield Area clearance

ساحات جنگ که پاکسازی گردیده است

| Region زون          | #of Hazards (Work on + closed) تعداد ساحات | Hazard area completed (Sq.m) پاکسازی گردیده مساحت (Sq.m) | Area Released (Cleared + Ongoing): مساحت (Sq.m) |
|---------------------|--|--|---|
| Central مرکز        | 10   | 402,664  | 3,165,591                                       |
| East شرق            | 3  | 54,110   | 601,806   |
| North شمال          | 5  | 791,516  | 0   |
| North East شمالشرق  | 3  | 32,801   | 137,819   |
| <b>Total مجموعه</b> | <b>21</b>                                  | <b>1,281,091<sup>5</sup></b>                             | <b>3,905,216</b>                                |

<sup>3</sup> For more details please refer to "List of hazards completed during 1395" Table 01.

<sup>4</sup> Clearance teams activity (Clearance + Reduction) in the reported period.

<sup>5</sup> For more details please refer to "List of hazards completed during 1395" Table 02.

Battlefield Area clearance

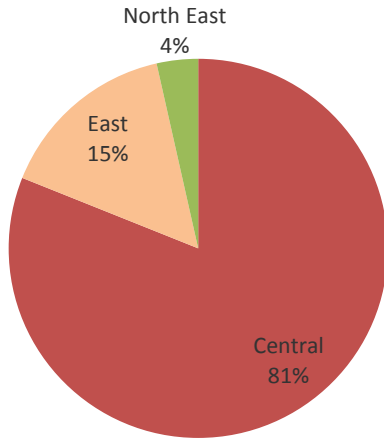


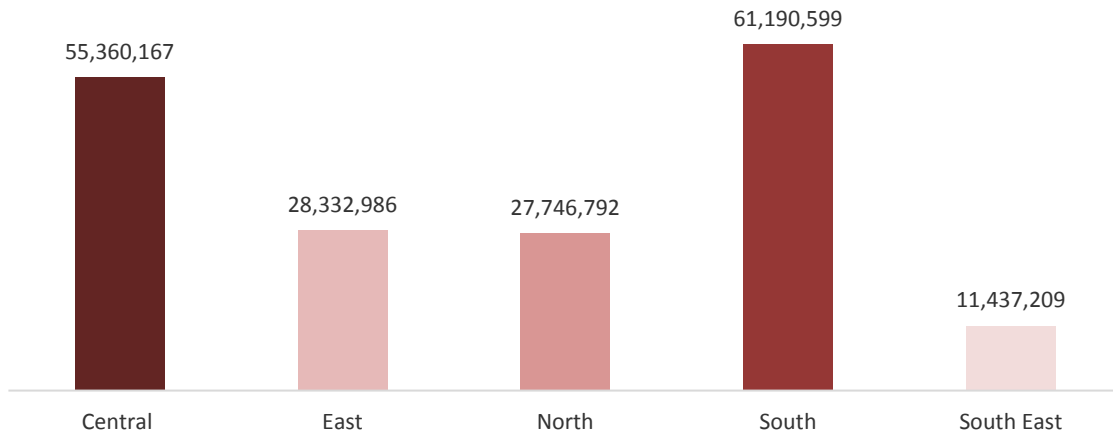
Table 06: Firing Range area clearance

ساحات تمرینات نظامی که پاکسازی گردیده است

| Region / زون          | #of Hazards (Work on + closed) / تعداد ساحات | Hazard area completed / مساحت پاکسازی گردیده (Sq.m) | Area Released (Cleared + Ongoing): مساحت (Sq.m) |
|-----------------------|--|---|---|
| Central / مرکز        | 10   | 49,964,822  | 55,360,167                                      |
| East / شرق            | 4  | 2,243,440   | 28,332,986                                      |
| North / شمال          | 1  | 0   | 27,746,792                                      |
| South / جنوب          | 9  | 83,726,158  | 61,190,599                                      |
| South East / جنوب شرق | 7  | 2,645,776   | 11,437,209                                      |
| <b>Total / مجموعه</b> | <b>31</b>                                    | <b>138,580,196<sup>6</sup></b>                      | <b>184,067,753</b>                              |

Firing ranges area clearance

■ Central ■ East ■ North ■ South ■ South East



<sup>6</sup> For more details please refer to "List of hazards completed during 1395" Table 03.

Table 07: Number of devices destroyed

تعداد ماین و مهمات که تخریب گردیده

| Device Destroyed | مهمات از بین برده شده | Total Device | مجموعه        |
|------------------|-----------------------|--------------|---------------|
| AP               |                       |              | 12,378        |
| AT               |                       |              | 332           |
| ERW              |                       |              | 70,674        |
| <b>Total</b>     | <b>مجموعه</b>         |              | <b>83,384</b> |

Number of devices destroyed

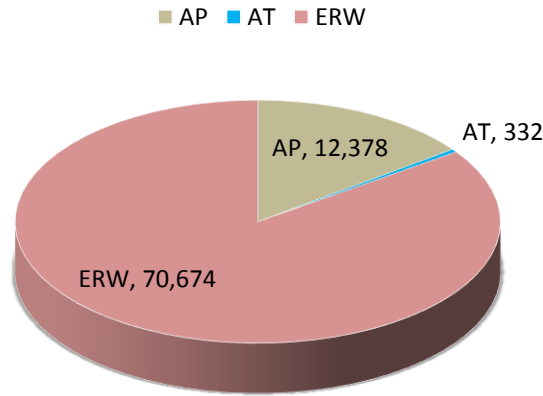


Table 08: Mine, ERW and PPIED Civilian Casualties (April 2016 to Jan 2017)

تعداد مردم ملکی که در اثر حادثات ماینها و مواد منفجره باقی مانده از جنگ و مواد تبعیه شده دارای پلیت فشاری زخمی ویا کشته شده

| Device       | Caused        | Killed/Injured | جنسیت  | 18 Less than  | 18 or greater          | Total        |
|--------------|---------------|----------------|--------|---------------|------------------------|--------------|
| مهمات        | نوع           | زخمی/کشته      | جنسیت  | پایین از هژده | هژده و از هژده بالا تر | مجموعه       |
| AP           | Injured       |                | Female | 4             | 0                      | 4            |
| AP           | Injured       |                | Male   | 10            | 20                     | 30           |
| AP           | Killed        |                | Female | 1             | 4                      | 5            |
| AP           | Killed        |                | Male   | 3             | 10                     | 13           |
| AT           | Injured       |                | Female | 1             | 0                      | 1            |
| AT           | Injured       |                | Male   | 1             | 7                      | 8            |
| AT           | Killed        |                | Female | 2             | 4                      | 6            |
| AT           | Killed        |                | Male   | 1             | 8                      | 9            |
| ERW          | Injured       |                | Female | 36            | 15                     | 51           |
| ERW          | Injured       |                | Male   | 142           | 23                     | 165          |
| ERW          | Killed        |                | Female | 14            | 4                      | 18           |
| ERW          | Killed        |                | Male   | 73            | 24                     | 97           |
| PPIED        | Injured       |                | Female | 35            | 38                     | 73           |
| PPIED        | Injured       |                | Male   | 116           | 252                    | 368          |
| PPIED        | Killed        |                | Female | 14            | 39                     | 53           |
| PPIED        | Killed        |                | Male   | 71            | 244                    | 315          |
| <b>Total</b> | <b>مجموعه</b> |                |        | <b>524</b>    | <b>692</b>             | <b>1,216</b> |

Mine , ERW & PPIED Civilian Casualties

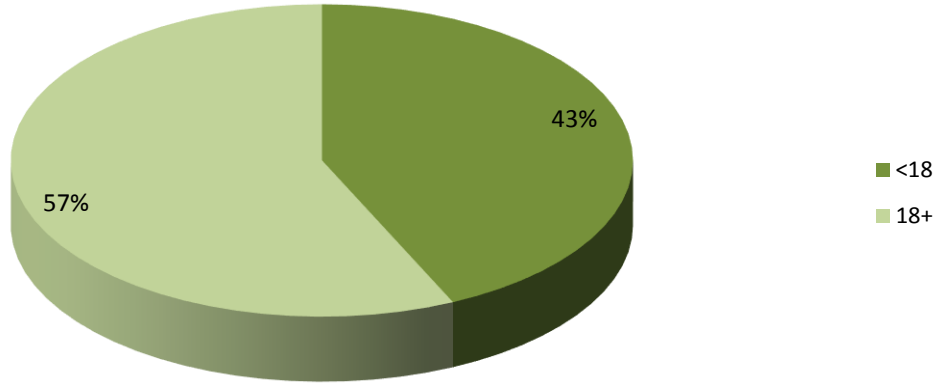
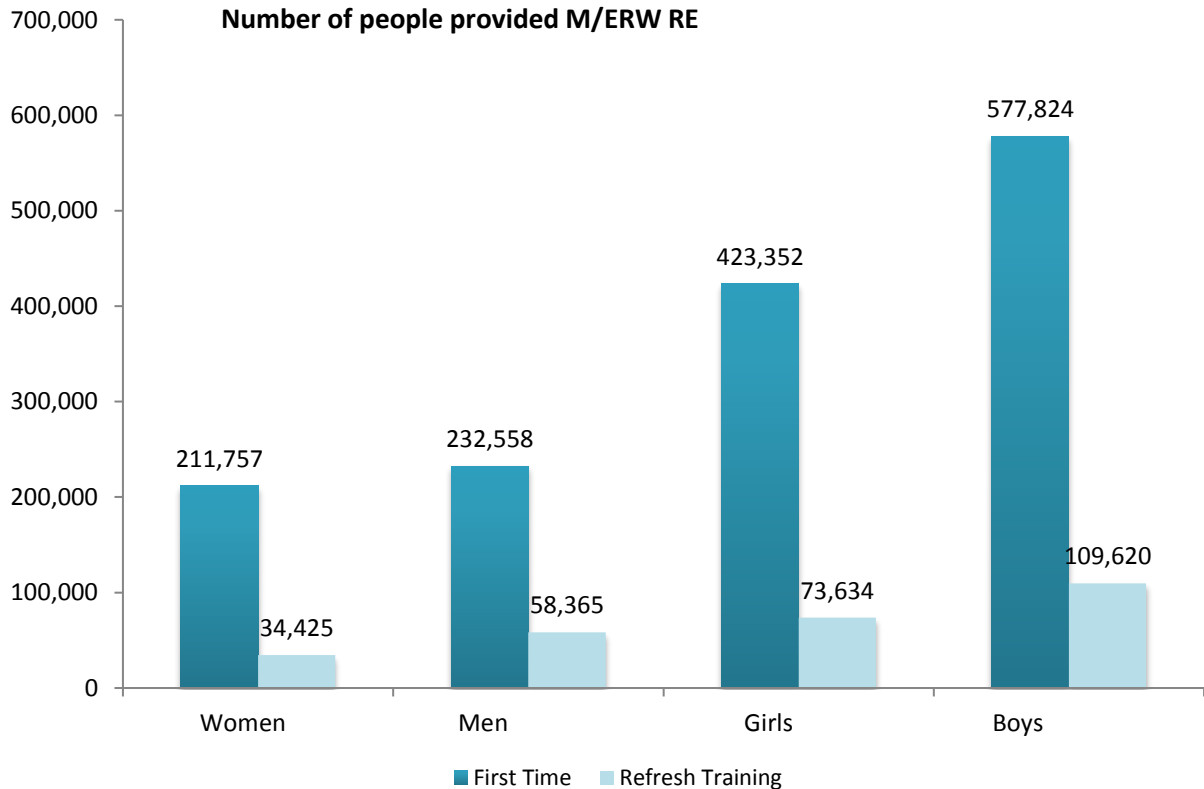


Table 09: People provided M/ERW RE (Apr 2016 to Jan 2017)

تعداد افرادی که بار نخست و بار مجدد پروگرام آگاهی از خطرات ماین و مواد منفجره باقی مانده از جنگ را حاصل نموده اند

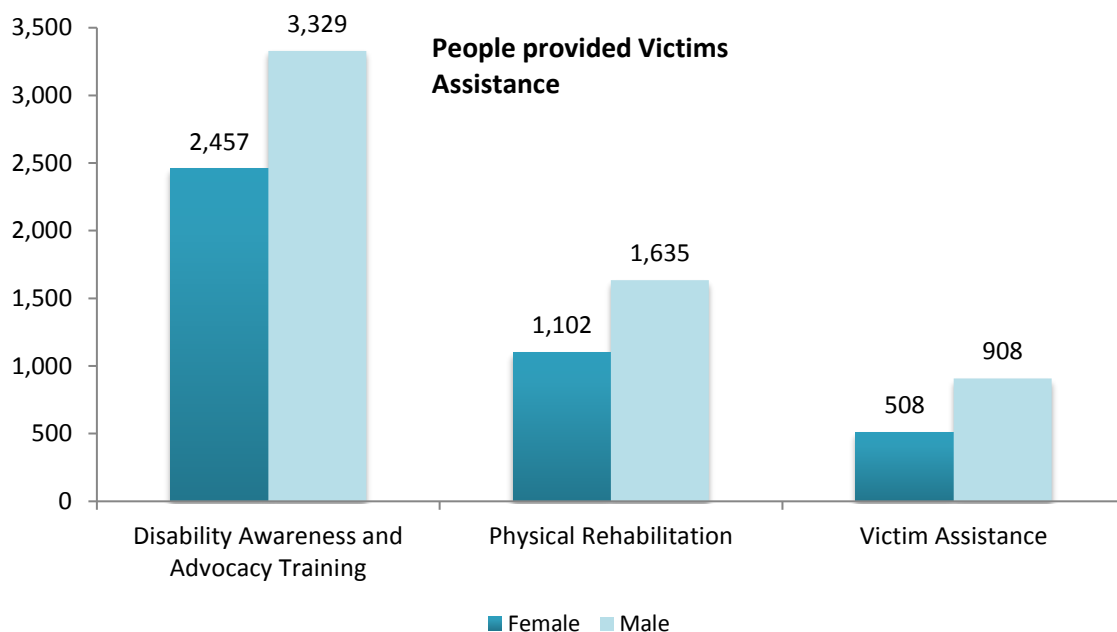
| Training Type / نوعیت آگاهی | Women / زنان   | Men / مردان    | Girls / دختران | Boys / پسران   |
|-----------------------------|----------------|----------------|----------------|----------------|
| First Time / بار نخست       | 211,757        | 232,558        | 423,352        | 577,824        |
| Refresh Training / بارمجدد  | 34,425         | 58,365         | 73,634         | 109,620        |
| <b>Totals / مجموعه</b>      | <b>246,182</b> | <b>290,923</b> | <b>496,986</b> | <b>687,444</b> |



**Table 10: People provided Victims Assistance (Apr 2016 to Jan 2017)**

تعداد افرادی که ترننگ آگاهی از معلولیت و دادخواهی از حقوق معلولین را حاصل نموده اند

| VA Component                               | Female<br>اناث | Male<br>ذکور | Total<br>مجموعه |
|--|----------------|--------------|-----------------|
| Disability Awareness and Advocacy Training | 2,457          | 3,329        | 5,786           |
| Physical Rehabilitation                    | 1,102          | 1,635        | 2,737           |
| Victim Assistance                          | 508            | 908          | 1416            |
| <b>Total مجموعه</b>                        | <b>4,067</b>   | <b>5,872</b> | <b>9,939</b>    |



**Table 12: Number of De-mining casualties by month and agency (April 2016 to Jan 2017)**

تعداد افراد پروگرام ماین پاکي که در جریان پاکسازي شهيد و يازخمي گرديده اند به ترتيب موسسات

| Month        | Victim Case | ATC      | HT       | MDC      | OMAR     | Total     |
|--------------|-------------|----------|----------|----------|----------|-----------|
| Apr          | Injured     | 0        | 0        | 0        | 1        | 1         |
| May          | Injured     | 0        | 0        | 2        | 0        | 2         |
| June         | Injured     | 0        | 0        | 0        | 0        | 0         |
| July         | Injured     | 0        | 0        | 0        | 0        | 0         |
| Aug          | Injured     | 0        | 1        | 0        | 0        | 1         |
| Sep          | Injured     | 0        | 0        | 0        | 0        | 0         |
| Oct          | Death       | 1        | 0        | 0        | 0        | 1         |
| Oct          | Injured     | 1        | 1        | 0        | 0        | 2         |
| Nov          | Death       | 1        | 0        | 0        | 1        | 2         |
| Nov          | Injured     | 1        | 0        | 0        | 0        | 1         |
| <b>Total</b> |             | <b>4</b> | <b>2</b> | <b>2</b> | <b>2</b> | <b>10</b> |

For more information please see our website: [www.macca.org.af](http://www.macca.org.af)