

FAST FACTS July to December 2015 (1394 second and third quarters)

Scope of the Problem: The table below shows the remaining challenge of minefield¹ and battlefield contamination in Afghanistan.

Number of Known Minefield and Battlefield Remaining				Total Area Remaining (sq km)	Number of Remaining		
Anti-personnel	Anti-tank	Battlefield	Total		Communities	Districts	Provinces
2,764	1,244	279	4,287	589	1,529	241	33

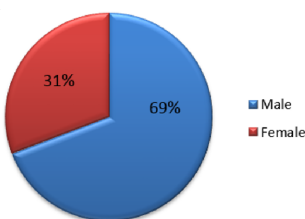
At the beginning of July 2015, there were 4,322 hazards with a total area of 542.6 sq km recorded in the national mine action database. During these two quarters, 277 hazards making 17.3 sq km were released and returned back to communities. However over the past six months, the nationwide MEIFCS survey resulted in the addition of 242 previously unrecorded hazards with an area of 63.7 sq km, bringing the remaining contamination to 4,287 hazards and 589 sq km of contaminated area by the quarters end.

ISAF/NATO Firing Ranges: In addition to the above, survey and clearance are required on 66 firing ranges belonging to the ISAF/NATO troop contributing nations and covering an area of 979.4 sq km. From December 2012 to December 2015, 32 such hazards covering an area of 132.2 sq km were successfully released.

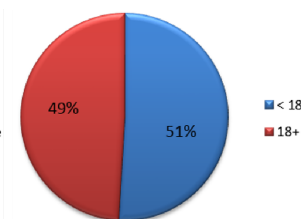
Civilian Casualties: In the second and third quarters of 1394, according to the MAPA records 75 civilians were killed or injured by mines and explosive remnants of war (ERW), representing a significant decrease from a quarterly average of 507 mine/ERW casualties recorded in 1380 (2001).

Casualties recorded during July to December 2015

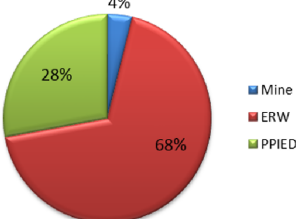
Casualties by Gender



Casualties by Age Group



Casualties by Device Type



Despite the drop off in mine/ERW casualties, the human cost of pressure-plate IEDs turns into a significant concern with an average of 84 casualties per month, recorded by UNAMA in the first half of 2015.

According to the recent UNAMA report on the Protection of Civilians in Armed Conflict, 506 civilian casualties (251 killed and 255 injured) from pressure-plate IEDs were recorded between 1 January and 30 June 2015, showing a 38 percent increase from the same period in 2014. The average mine/ERW casualties are recorded 38 per month, while the average PPIED casualties is 84 per month, that sums up to 112 civilian casualties per month; which is devastating and unfortunate.

Survey: The table below shows status of the Mine and ERW Impact Free Community Survey (MEIFCS), launched in May 2012.

Community Type	Target Communities	Surveyed Communities So For
Communities known to be impacted	1,726	1,246
Communities not known to be impacted	30,722	45,252 ²

Clearance: The table below shows clearance of the minefields and battlefields over varying time periods.

Time Period	Number of Minefield and Battlefield Released				Total Area Released (sq km)	Number of Communities Released	Number of Districts Released
	Anti-personnel	Anti-tank	Battlefield	Total			
2 nd & 3 rd quarters of 1394	152	61	14	227	17.3	54	
1 st quarter of 1394	68	47	6	121	8.6	27	
During 1393	562	206	48	816	70.5	156	
Since beginning of the program 1368 (1989)	12,713	7,510	3,736	23,959	2,046.5	2,715	114

Mine/ERW Risk Education: During these two quarters, 423,039 people received mine/ERW risk education in 568 communities. Of this total, 41% were female, and 66% were children. The table below shows MAPA achievements over varying time periods.

Time Period	Number of People Received Mine/ERW Risk Education	
	Trained	Retrained
2 nd & 3 rd quarters of 1394	286,576	136,463
1 st quarter of 1394	161,121	84,097
During 1393	629,458	219,561
Since beginning of the program 1368 (1989)	21,758,768	1,641,009

¹ Under the terms of the APMBT victim activated pressure-plate IEDs are considered AP mines; areas contaminated by IEDs are recorded as AP minefield. Note: MAPA only clears and records IEDs which are considered no longer part of the conflict. To date 78 IED contaminated areas have been cleared, & 23 remain.

² Target communities are taken from the MAPA gazetteer, but during the survey the MEIFCS teams have come across an increase in number of communities. In the second row, out of 45,252 communities, 26,650 are not in our gazetteer but are surveyed by the MEIFCS teams.

Victim Assistance: The MAPA implementing partners collaborate with the three Afghan Government ministries that deliver disability services and assistances. They are Ministry of Labor, Social Affairs, Martyrs and Disabled (MoLSAMD), Ministry of Public Health (MoPH), and Ministry of Education (MoE). These two quarters 15,083 civilian victims of the recent conflicts, mine/ERW survivors and other person with disability were provided with VA and disability support services; and with this the total number of people who have received these services since 1386 (2007) is 383,298.

Device Destruction: The table below shows various explosive items destroyed by the MAPA implementing partners and the Government of the Islamic Republic of Afghanistan.

Time Period	Number of Devices Destroyed			
	AP	AT	IED	ERW ³
By MAPA, since beginning of the program 1368 (1989) to date	701,236	29,037	742	18,058,220 items
By Afghan Ministry of Defense (stockpile destruction) to date	524,178	30,850	469	31,462 tonnes
Total	1,225,414	59,887	1,211	

Funding: Through the United Nations Mine Action Service (UNMAS) managed Voluntary Trust Fund (VTF) for assistance in mine action, donor contributions are channeled via UNOPS to the MAPA implementing partners. Bilateral contributions are channeled directly to the implementing partners. These tables display the total funding situation for 1394.

Donors	Bilateral Contributions
AAR Japan	410,268
Canada DFATD-IHA	807,754
Denmark	1,349,100
EU-ECHO	725,864
Finland	982,877
French Development Agency	373,464
Germany	1,669,500
ICBL	75,000
Ireland	1,021,734
Ministry of Mines and Petroleum	1,533,846
Netherlands	3,711,627
Norway	1,253,132
OCHA-CHF	722,083
PATRIIP	274,745
Sweden	2,059,500
UK DFID	2,893,229
US DOS	13,355,323
Total	USD 33,219,046

Donors	VTF Contributions
Canada	3,322,259
Finland	761,810
Italy	303,775
Japan	2,000,000
Lithuania	3,500
Netherlands	1,184,875
South Korea	49,900
Switzerland	490,485
UK	6,009,459
USAID ACAP III	9,644,000
TOTAL	USD 23,770,063

The grand total of funding for the year 1394 is USD 56, 989,109.

Workforce: The MAPA workforce totals just over 5,100 humanitarian and another 5,400 commercial personnel working to make Afghanistan free of mines and ERW by March 2023. In total 41 national and international humanitarian as well as commercial entities are delivering activities such as survey and mine clearance, mine/ERW risk education, victim assistance, capacity building, advocacy, monitoring and evaluation. Out of the total, 17 humanitarian NGOs (AABRAR, AAR Japan, ALSO, ARCS, ATC, CCD, DAFA, DAO, DDG, FSD, HALO Trust, HI, KOO, MCPA, MDC, OMAR, and SI) and 5 commercial companies (ADC, SDA, SDC, UADC, and WDC) were operational during these quarters.

Treaties: The table below shows the Government of Afghanistan's status in relation to the international treaties relevant to the mine action sector.

Treaties	Signature	Ratification/Entry into Force
Anti-Personnel Mine Ban Convention (APMBC)	September 11, 2002	March 01, 2003
Convention on Cluster Munitions (CCM)	December 03, 2008	September 08, 2011
Convention on the Rights of Persons with Disabilities (CRPD)		September 18, 2012
Convention on Certain Conventional Weapons (CCW)	April 10, 1981	

Acronyms:

AP	Anti-personnel	ATC	Afghan Technical Consultants
AT	Anti-tank	DAFA	Demining Agency For Afghanistan
BF	Battlefield	DDG	Danish Demining Group
MF	Minefield	HALO	Hazardous Areas Life-Support Organization Trust
ERW	Explosive remnants of war	MCPA	Mine Clearance Planning Agency
IED	Improvised explosive device	MDC	Mine Detection Center
APMBT	Anti-Personal Mine Ban Treaty	OMAR	Organization for Mine Clearance & Afghan Rehabilitation
UNMACA	United Nations Mine Action Centre for Afghanistan	SDA	Sterling Demining Afghanistan
		UNMAS	United Nations Mine Action Service
		UNOPS	United Nations Office for Project Services

³ MAPA records the number of items of ERW destroyed whereas the Ministry of Defense records the number of tonnes destroyed.