

"Where our fields had been destroyed and filled with land mines - that suddenly left innocent children playing their childish games without legs and arms - you helped us clear them of danger and replaced our vines and orchards."

H. E. President Mohammad Ashraf Ghani thanking the international community for their contributions during his Opening Statement at the Brussels Conference on Afghanistan in October 2016.

# MAPA FAST FACTS



Mine Action Programme of Afghanistan's Quarterly Updates

July to September 2016

**Scope of the Problem:** The table below shows the remaining challenge of minefield<sup>1</sup> and battlefield contamination in Afghanistan.

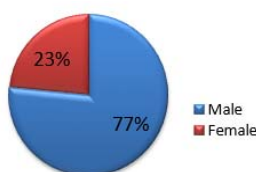
Number of Known Minefields and Battlefields Remaining				Total Area Remaining (sq km)	Number of Remaining		
Anti-personnel	Anti-tank	Battlefield	Total		Communities	Districts	Provinces
2,664	1,190	321	4,175	607.6	1,589	257	32

**ISAF/NATO Firing Ranges:** In addition to the above, survey and clearance are still required on 63 firing ranges belonging to the ISAF/NATO troop contributing nations with an area of 162.3 sq km. From December 2012 to the end of June 2016, 40 such hazards and a total area of 1,109 sq km were successfully released.

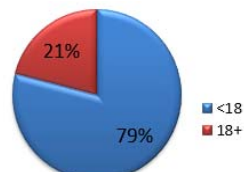
**Civilian Casualties:** In the second quarter of 1395, according to the MAPA records 40 civilians were killed and 76 were injured by landmines and other unexploded ordnance (UXO). This represents a significant decrease from a quarterly average of 507 mine/UXO casualties recorded in 1380 (2001).

## Casualties recorded during July through September 2016

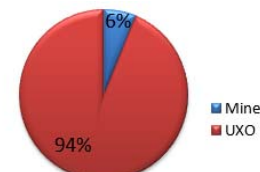
Casualties by Gender



Casualties by Age Group



Casualties by Device Type



Despite the drop off in mine/UXO casualties, the human cost of pressure-plate IEDs turns into a significant concern with an average of 88 casualties per month, recorded by UNAMA in 2015. According to the latest UNAMA report on the Protection of Civilians in Armed Conflict, 1051 civilian casualties (459 killed and 592 injured) from pressure-plate IEDs were recorded between 1 January and 31 December 2015, showing a 35 percent increase from the same period in 2014. The average mine/ERW casualties are recorded 38 per month, while the average PPIED casualties is 88 per month, that sums up to 116 civilian casualties per month; which is devastating and unfortunate.

**Survey:** The table below shows status of the Mine and ERW Impact Free Community Survey (MEIFCS), launched in May 2012.

Community Type	Target Communities	Surveyed Communities So Far
Communities known to be impacted	1,726	1,268
Communities not known to be impacted	30,722	46,657 <sup>2</sup>

**Clearance:** The table below shows clearance of the minefields and battlefields over varying time periods.

Time Period	Number of Minefield and Battlefield Released				Total Area Released (sq km)	Number of Communities Released	Number of Districts Released
	Anti-personnel	Anti-tank	Battlefield	Total			
1395 quarter two	69	8	0	77	10.8	10	
1395 quarter one	126	41	5	172	12.7	08	
During 1394	421	216	48	685	49.03	136	
Since beginning of the program 1368 (1989)	13,129	7,675	3,769	24,495	2,097	2,781	116

**Mine/ERW Risk Education:** During this quarter 467,393 people received mine/ERW risk education in 317 communities. Of this total, 44% were female, and 68.4% were children. The table below shows MAPA achievements over varying time periods.

Time Period	Number of People Received Mine/ERW Risk Education	
	Trained	Retrained
1395 quarter two	409,850	57,543
1395 quarter one	239,257	68,788
During 1394	622,193	288,834
Since beginning of the program 1368 (1989)	22,581,371	1,835,614

<sup>1</sup> Under the terms of the APMBT, victim activated pressure-plate IEDs are considered AP mines; areas contaminated by PPIEDs are recorded as AP minefield. Note: MAPA only clears and records PPIEDs which are considered no longer part of the conflict.

<sup>2</sup> Target communities are taken from the MAPA gazetteer, but during the survey the MEIFCS teams have come across an increase in number of communities. In the second row, out of 46,657 communities, 27,780 are not in our gazetteer but are surveyed by the MEIFCS teams.

**Victim Assistance:** The MAPA implementing partners collaborate with the three Afghan Government ministries that deliver disability services and assistances. They are Ministry of Labor, Social Affairs, Martyrs and Disabled (MoLSAMD), Ministry of Public Health (MoPH), and Ministry of Education (MoE). This quarter 5,324 civilian victims of the recent conflicts, mine/ERW survivors and other person with disability were provided with victim assistance and disability support services; and with this the total number of people who have received these services since 1386 (2007) is 421,856.

**Device Destruction:** The table below shows various explosive items destroyed by the MAPA implementing partners and the Government of the Islamic Republic of Afghanistan.

Time Period	Number of Devices Destroyed			
	AP	AT	IED	ERW <sup>3</sup>
By MAPA, since beginning of the program 1368 (1989) to date	711,652	29,353	752	18,169,776 items
By Afghan Ministry of Defense (stockpile destruction) to date	525,074	31,019	484	31,523 tones
<b>Total</b>	<b>1,236,726</b>	<b>60,372</b>	<b>1,236</b>	

**Funding:** Through the United Nations Mine Action Service (UNMAS) managed Voluntary Trust Fund (VTF) for assistance in mine action, donor contributions are channeled via UNOPS to the MAPA implementing partners. Bilateral contributions are channeled directly to the implementing partners. These tables display the current funding situation for the year 1395.

Bilateral Contributions, Amount in US Dollar	
AAR (Japan)	134,615
AFD (France)	364,557
Denmark	1,323,900
DFID (UK)	2,584,101
Germany	1,663,500
Ireland	769,183
Japan	1,110,000
Netherlands	1,486,060
Norway	1,191,611
OCHA - CHF	1,143,173
PATRIP (Germany)	324,020
Sweden	2,059,500
UNICEF	27,729
US DoD	64,500
US DoS	10,907,712
<b>Total</b>	<b>25,154,161</b>

VTF Contributions, Amount in US Dollar	
Australia	75,000
Canada	3,081,664
Denmark	1,600,000
Japan	2,000,000
Korea	2,089,720
Netherlands	560,280
UK	78,155
USAID	10,468,531
<b>Total</b>	<b>19,953,350</b>

The grand total of funding for the year 1395 is USD 45,107,511.

**Workforce:** The MAPA workforce totals just over 5,100 humanitarian and another 4,600 commercial personnel working to make Afghanistan free of mines and ERW by March 2023. In total 42 national and international humanitarian as well as commercial entities are delivering activities such as survey and mine clearance, mine/ERW risk education, victim assistance, capacity building, advocacy, monitoring and evaluation. Out of the total, 19 humanitarian NGOs (AABRAR, AAR Japan, ALSO, ARCS, ATC, CCD, DAFA, DAO, DDG, FSD, HALO Trust, HI, KOO, MCPA, MDC, OMAR, SGI, SI, and TDH) and 4 commercial companies (SDA, SDC, SDL and WDC) were operational during this quarters.

**Treaties:** The table below shows the Government of Afghanistan's status in relation to the international treaties relevant to the mine action sector.

Treaties	Signature	Ratification/Entry into Force
Anti-Personnel Mine Ban Convention (APMBC)	September 11, 2002	March 01, 2003
Convention on Cluster Munitions (CCM)	December 03, 2008	September 08, 2011
Convention on the Rights of Persons with Disabilities (CRPD)		September 18, 2012
Convention on Certain Conventional Weapons (CCW)	April 10, 1981	February 02, 2016

#### Acronyms:

AP	Anti-personnel	DAFA	Demining Agency for Afghanistan
AT	Anti-tank	DDG	Danish Demining Group
BF	Battlefield	HALO	Hazardous Areas Life-Support Organization Trust
MF	Minefield	MCPA	Mine Clearance Planning Agency
ERW	Explosive remnants of war	MDC	Mine Detection Center
IED	Improvised explosive device	OMAR	Organization for Mine Clearance & Afghan Rehabilitation
APMBT	Anti-Personal Mine Ban Treaty	SDA	Sterling Demining Afghanistan
ATC	Afghan Technical Consultants	UNMAS	United Nations Mine Action Service
		UNOPS	United Nations Office for Project Services

<sup>3</sup> MAPA records the number of items of ERW destroyed whereas the Ministry of Defense records the number of tonnes destroyed.