



Supported by



Fast Facts

Mine Action Programme of Afghanistan (MAPA) 1393 Second Quarter/July to September 2014

Scope of the Problem: The table below shows the remaining challenge of minefield¹ and battlefield contamination in Afghanistan.

Number of Known Minefield and Battlefield Remaining				Total Area Remaining (sq km)	Number of Remaining		
AP	AT	BF	Total		Communities	Districts	Provinces
2,903	1,102	231	4,236	511.6	1,625	258	33

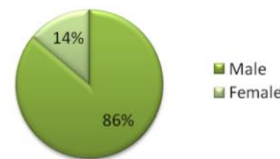
At the beginning of this quarter, there were 4,283 hazardous areas with a total area of 519 sq km recorded in the national mine action database. During this quarter, 167 hazards making 11.6 sq km were processed. However this quarter, the nationwide MEIFCS survey resulted in the addition of 120 previously unrecorded hazards with an area of 4.2 sq km, bringing the remaining contamination to 4,236 hazards and 511.6 sq km of contaminated area by quarter end.

ISAF/NATO Firing Ranges: In addition to the above, survey and clearance are required on 64 firing ranges belonging to ISAF/NATO troop contributing nations and covering an area of 558 sq km. From December 2012 to September 2014, 23 such hazards covering an area of 117.1 sq km were successfully released.

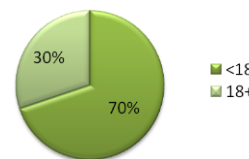
Casualties Recorded during July to September 2014

Civilian Casualties: In the second quarter of 1393, according to the MAPA records 93 Afghans were killed or injured by mines and Explosive Remnants of War (ERW), representing a significant decrease from a quarterly average of 507 casualties recorded in 1380 (2001).

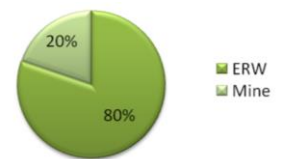
Casualties by Gender



Casualties by Age Group



Casualties by Device Type



Despite the drop off in mine/ERW casualties, the human cost of pressure-plate IEDs turns into a significant concern with an average of 61 casualties per month over the past two years. According to the current UNAMA report on the Protection of Civilians in Armed Conflict, 245 people were killed and another 312 were injured by pressure-plate IEDs in 2013.

Survey: The table below shows status of the Mine and ERW Impact Free Community Survey (MEIFCS), launched in May 2012.

Community Type	Target Communities	Surveyed Communities So For
Communities known to be impacted	1,726	1,065
Communities not known to be impacted	30,722	37,066 ²

Clearance: The table below shows clearance of the minefields and battlefields over varying time periods.

Period	Number of Minefield and Battlefield Released				Total Area Released (sq km)	Number of Communities Released	Number of Districts Released
	AP	AT	BF	Total			
This quarter	113	45	9	167	11.6	28	
Last quarter	138	32	8	178	11.8	36	
During 1392	1,015	399	71	1,485	106	323	
Since beginning of the program (1368)	12,177	7,273	3,680	23,130	1,971.9	2,552	111

Mine/ERW Risk Education: During this quarter 157,663 people received mine/ERW risk education in 344 communities. Of this total, 42% were female, and 66% were children. Six MAPA implementers AAR Japan, ARCS, DDG, HI, OMAR and SDA are involved in delivering mine/ERW risk education in Afghanistan. The table below shows MAPA achievements over varying time periods.

Period	Number of People Received Mine/ERW Risk Education	
	Trained	Retrained
This quarter	123,238	34,425
Last quarter	80,196	15,820
During 1392	587,517	116,385
Since beginning of the program (1368)	20,885,011	1,251,133

¹ Under the terms of the APMBT victim activated pressure plate IEDs are considered AP mines; areas contaminated by IEDs are recorded as AP minefield. Note: MAPA only clears and records IEDs which are considered no longer part of the conflict. To date 75 IED contaminated areas have been cleared, & 36 remain.

² Target communities are taken from the MAPA gazetteer, but during the survey the MEIFCS teams have come across an increase in number of communities. In the second row, out of 37,066 communities, 21,974 are not in our gazetteer but are surveyed by the MEIFCS teams.

Victim Assistance: The MAPA implementing partners collaborate with the three Afghan Government ministries that deliver disability services and assistances. They are Ministry of Labor, Social Affairs, Martyrs and Disabled (MoLSAMD), Ministry of Public Health (MoPH), and Ministry of Education (MoE). This quarter 4,475 mine/ERW survivors and other person with disability were provided with VA and disability support services; and with this the total number of people who have received these services since 1386 (2007) is 334,529.

Device Destruction: The table below shows various explosive items destroyed by the MAPA implementing partners and the Government of the Islamic Republic of Afghanistan.

Period	Number of Devices Destroyed			
	AP	AT	IED	ERW ³
By MAPA, since beginning of the program 1368 (1989) to date	684,570	28,401	739	16,575,967 items
By Afghan Ministry of Defense (stockpile destruction) to date	520,738	31,039	469	30,785 tonnes
Total	1,205,308	59,440	1208	

Funding: Through the United Nations Mine Action Service (UNMAS) managed Voluntary Trust Fund (VTF) for assistance in mine action, donor contributions are channeled via UNOPS to the MAPA implementing partners. Bilateral contributions are channeled directly to the implementing partners. These tables display the total funding situation for 1393.

Donors	Bilateral Contributions (USD)
AAR Japan	570,000
Belgium	341,000
DDG Core Fund	8,080
Denmark	1,656,620
Finland	988,900
Germany	1,300,000
Ireland	1,252,152
Japan	297,626
Netherlands	3,353,608
Norway	2,735,926
Pak - Afghan - Tajik Regional Integration Programme	435,984
Poland	49,000
Sweden	2,300,796
UNHCR	60,000
United Kingdom	2,966,848
U.S. Department of State	7,885,674
Total Bilateral Funding	26,202,214 USD

Donors	VTF Contributions (USD)
Australia	4,530,000
Austria	179,457
Canada (CIDA)	336,189
Finland	1,075,000
Japan	3,600,000
Korea	50,000
Netherlands	1,000,000
Saudi Arabia	100,000
TOTAL VTF Funding	10,870,646 USD

The grand total of funding for the year 1393 is USD 37,072,860.

Implementers: The MAPA workforce totals around 8,900 people working to make Afghanistan free of mines and ERW by March 2023. In total 53 national and international humanitarian as well as commercial entities are delivering activities such as survey and mine clearance, mine/ERW risk education, victim assistance, capacity building, advocacy, M&E and training. Out of these ATC, DAFA, DDG, HALO Trust, MCPA, MDC, OMAR and SDA are the major clearance partners in Afghanistan.

Treaties: The table below shows the Government of Afghanistan's status in relation to the international treaties relevant to the mine action sector.

Treaties	Signature	Ratification/Entry into Force
Anti-Personnel Mine Ban Convention (APMBC)	September 11, 2002	March 01, 2003
Convention on Cluster Munitions (CCM)	December 03, 2008	September 08, 2011
Convention on the Rights of Persons with Disabilities (CRPD)		September 18, 2012
Convention on Certain Conventional Weapons (CCW)	April 10, 1981	

Acronyms:

AP	Anti-Personnel	ATC	Afghan Technical Consultants
AT	Anti-Tank	DAFA	Demining Agency For Afghanistan
BF	Battlefield	DDG	Danish Demining Group
MF	Minefield	HALO	Hazardous Areas Life-Support Organization Trust
IED	Improvised Explosive Device	MCPA	Mine Clearance Planning Agency
ERW	Explosive Remnants of War	MDC	Mine Detection Centre
APMBT	Anti-Personal Mine Ban Treaty	OMAR	Organization for Mine Clearance & Afghan Rehabilitation
MACCA	Mine Action Coordination Centre of Afghanistan	SDA	Sterling Demining Afghanistan
		UNOPS	United Nations Office for Project Services
		MoE	Ministry of Education

³ MAPA records the number of items of ERW destroyed whereas the Ministry of Defense records the number of tonnes destroyed.