



FAST FACTS

Mine Action Programme of Afghanistan (MAPA) First Quarter 1393/April to June 2014

Scope of the Problem: The table below shows the remaining challenge of minefield¹ and battlefield contamination in Afghanistan.

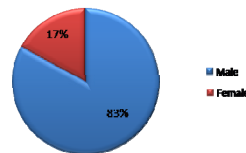
Number of Known Minefield and Battlefield Remaining				Total Area Remaining (sq km)	Number of Remaining		
AP	AT	BF	Total		Communities	Districts	Provinces
2,931	1,169	183	4,283	519	1,609	253	33

Firing Ranges: In addition to the above, survey and clearance are required on 59 firing ranges belonging to NATO/ISAF troop contributing nations and covering an area of 494 sq km. From April to June 2014, eight such hazards covering an area of 43.3 sq km were released, bringing the total firing range area released to 105.8 sq km.

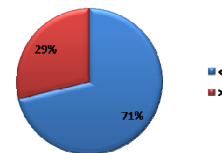
Casualties Recorded during April to June 2014

Casualties: In the first quarter of 1393, according to the MAPA records 59 Afghans were killed or injured by mines and Explosive Remnants of War (ERW), representing a significant decrease from a quarterly average of 507 casualties recorded in 1380 (2001).

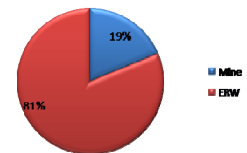
Casualties by Gender



Casualties by Age Group



Casualties by Device Type



Survey: The table below shows status of the Mine and ERW Impact Free Community Survey (MEIFCS), launched in May 2012.

Community Type	Target Communities	Surveyed Communities So For
Communities known to be impacted	1,726	1,049
Communities not known to be impacted	30,722	35,804 ²

Clearance: The table below shows clearance of the minefields and battlefields over varying time periods.

Period	Number of Minefield and Battlefield Released				Total Area Released (sq km)	Number of Communities Released	Number of Districts Released
	AP	AT	BF	Total			
This quarter	120	23	5	148	9.9	20	
Last quarter	253	129	20	402	35.3	101	
During 1392	998	392	67	1,457	103.6	314	
Since beginning of the program (1368)	12,013	7,230	3,663	22,906	2,040	2,507	110

Mine/ERW Risk Education: During this quarter 83,897 people received M/ERW risk education in 226 communities. Of this total, 45% were female, and 66% were children. Five MAPA implementers AAR Japan, ARCS, HI, DDG and OMAR are involved in delivering M/ERW risk education in Afghanistan. The table below shows MAPA achievements over varying time periods.

Period	Number of People Received Mine/ERW Risk Education	
	Trained	Retrained
This quarter	68,077	15,820
Last quarter	158,933	37,512
During 1392	584,665	116,385
Since beginning of the program (1368)	20,745,779	1,216,708

¹ Under the terms of the APMBT victim activated pressure plate IEDs are considered AP mines; areas contaminated by IEDs are recorded as AP minefield. Note: MAPA only clears and records IEDs which are considered no longer part of the conflict. To date 74 IED contaminated areas have been cleared, & 38 remain.

² Target communities are taken from the MAPA gazetteer, but during the survey the MEIFCS teams have come across an increase in number of communities. In the second row, out of 35,804 communities, 21,370 are not in our gazetteer but are surveyed by the MEIFCS teams.

Victim Assistance: The MAPA implementing partners collaborate with the three Afghan Government ministries that deliver disability services and assistances. They are Ministry of Labor, Social Affairs, Martyrs and Disabled (MoLSAMD), Ministry of Public Health (MoPH), and Ministry of Education (MoE). This quarter 381 mine/ERW survivors and other person with disability were provided with VA and disability support services; and with this the total number of people who have received these services since 1386 (2007) is 324,436.

Device Destruction: The table below shows various explosive items destroyed by the MAPA implementing partners and the Government of the Islamic Republic of Afghanistan.

Period	Number of Devices Destroyed			
	AP	AT	IED	ERW ³
By MAPA, since beginning of the program 1368 (1989) to date	680,993	28,255	739	16,532,253 items
By Afghan Ministry of Defense (stockpile destruction) to date	520,738	31,039	469	30,785 tonnes
Total	1,201,731	59,294	1208	

Funding: Through the United Nations Mine Action Service (UNMAS) managed Voluntary Trust Fund (VTF) for assistance in mine action, donor contributions are channeled via UNOPS to the MAPA implementing partners. Bilateral contributions are channeled directly to the implementing partners. These tables display the total funding situation for 1393.

Donors	Bilateral Contributions (USD)
AAR Japan	60,000
Belgium	341,000
DDG Core Fund	8,080
Denmark	1,643,870
Finland	988,900
Germany	1,300,000
Ireland	1,252,152
Japan	807,626
Netherlands	3,353,608
Norway	2,735,926
Pak - Afghan - Tajik Regional Integration Program	435,984
Poland	49,000
United Kingdom	2,966,848
United States of America	7,386,474
United States of America (through ITF)	500,000
Total	23,829,468

Donors	VTF Contributions (USD)
Australia	4,530,000
Austria	179,457
Canada	336,189
Japan	3,600,000
Korea	50,000
Netherlands	1,000,000
Saudi Arabia	100,000
Total	9,795,646

The grand total of funding for the year 1393 is USD 33,625,114.

Implementers: The MAPA workforce totals around 8,800 people working to make Afghanistan free of mines and ERW by March 2023. In total 53 national and international humanitarian as well as commercial entities are delivering activities such as survey and mine clearance, M/ERW risk education, victim assistance, capacity building, advocacy, M&E and training. Out of these ATC, DAFA, DDG, EODT, HALO Trust, MCPA, MDC, and OMAR are the major clearance partners in Afghanistan.

Treaties: The table below shows the Government of Afghanistan's status in relation to the international treaties relevant to the mine action sector.

Treaties	Signature	Ratification/Entry into Force
Anti-Personnel Mine Ban Convention (APMBC)	September 11, 2002	March 01, 2003
Convention on Cluster Munitions (CCM)	December 03, 2008	September 08, 2011
Convention on the Rights of Persons with Disabilities (CRPD)		September 18, 2012
Convention on Certain Conventional Weapons (CCW)	April 10, 1981	

Acronyms

APMBT	Anti-Personal Mine Ban Treaty	DDG	Danish Demining Group
AP	Anti-Personnel	EODT	EOD Technology, Incorporated
AT	Anti-Tank	HALO	Hazardous Areas Life-Support Organization Trust
BF	Battlefield	MCPA	Mine Clearance Planning Agency
MF	Minefield	MDC	Mine Detection Centre
ERW	Explosive Remnants of War	OMAR	Organization for Mine Clearance & Afghan Rehabilitation
M/ERW	Mine/ Explosive Remnants of War	MACCA	Mine Action Coordination Centre of Afghanistan
IED	Improvised Explosive Device	UNOPS	United Nations Office for Project Services
ATC	Afghan Technical Consultants	MoE	Ministry of Education
DAFA	Demining Agency For Afghanistan		

³ MAPA records the number of items of ERW destroyed whereas the Ministry of Defense records the number of tonnes destroyed.